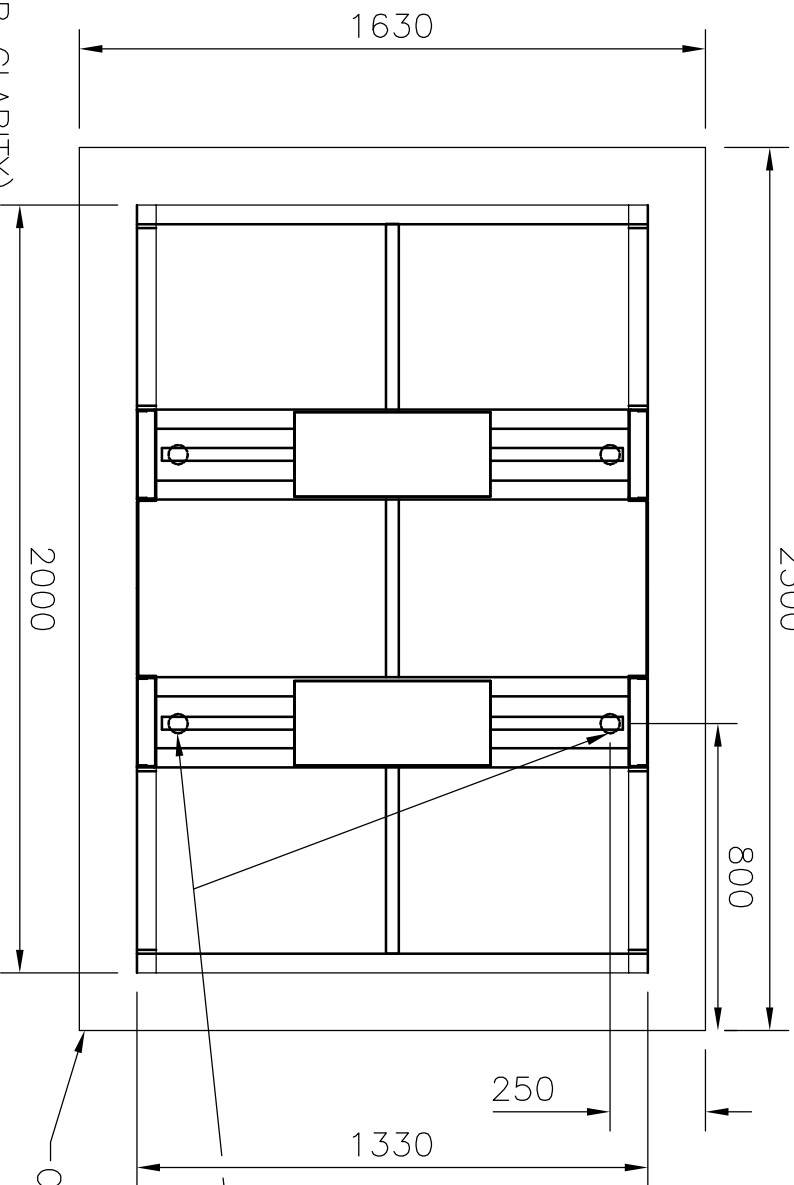


NOTE :-
 NORMALLY THE POWER SUPPLY UNIT AND CONTROL BOARD ENCLOSURE ARE CONTAINED WITHIN THE CANOPY. CABLES TO THIS AREA (MAINS SWA AND SIGNAL CABLES) ARE DUCTED THROUGH VERTICAL SECTIONS OF THE TURNSTILE.

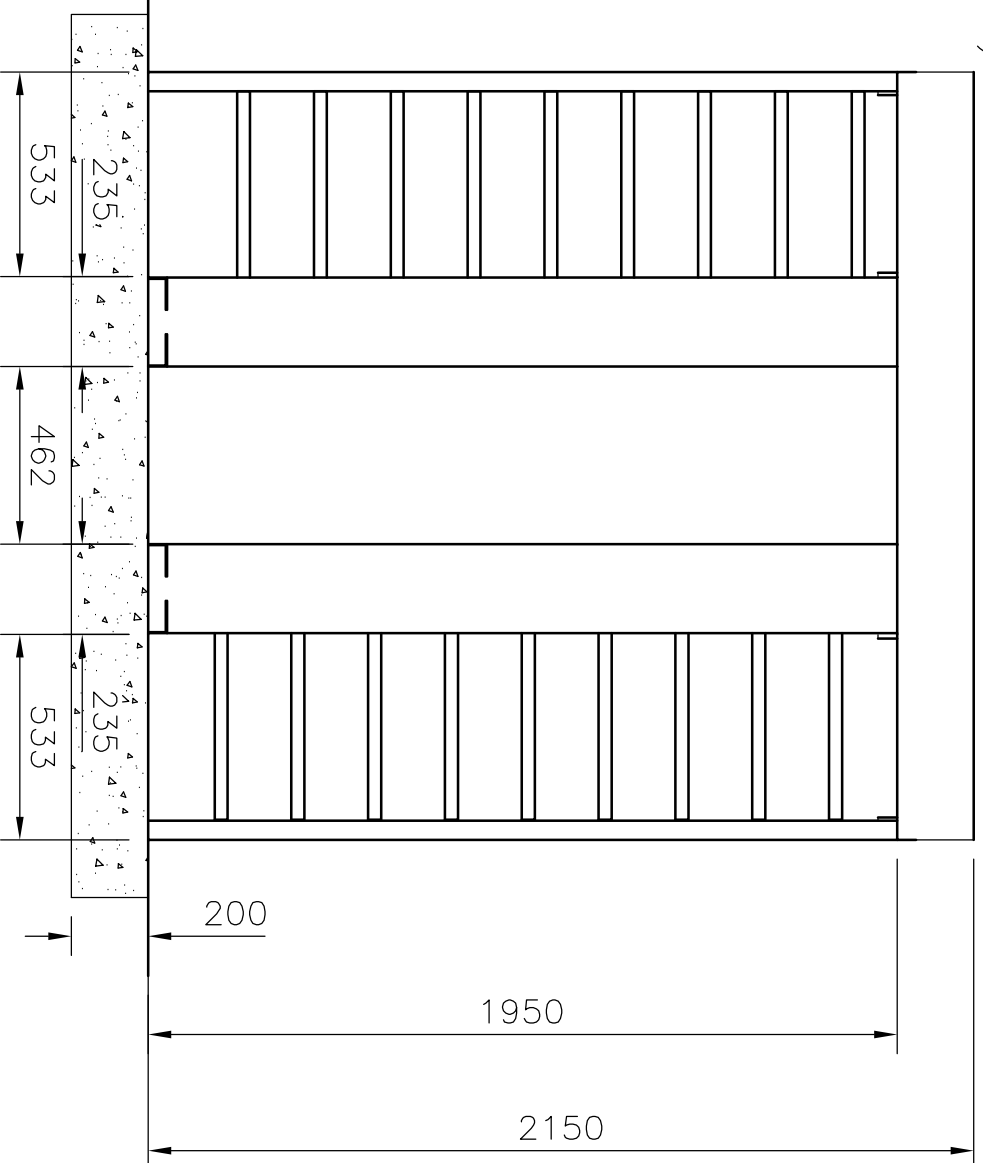
APPROX. POSITION FOR
 Ø50 DUCT EMERGENCE

CLARKE INSTRUMENTS LIMITED
 RESERVE THE RIGHT TO MODIFY
 THE DESIGN WITHOUT NOTICE

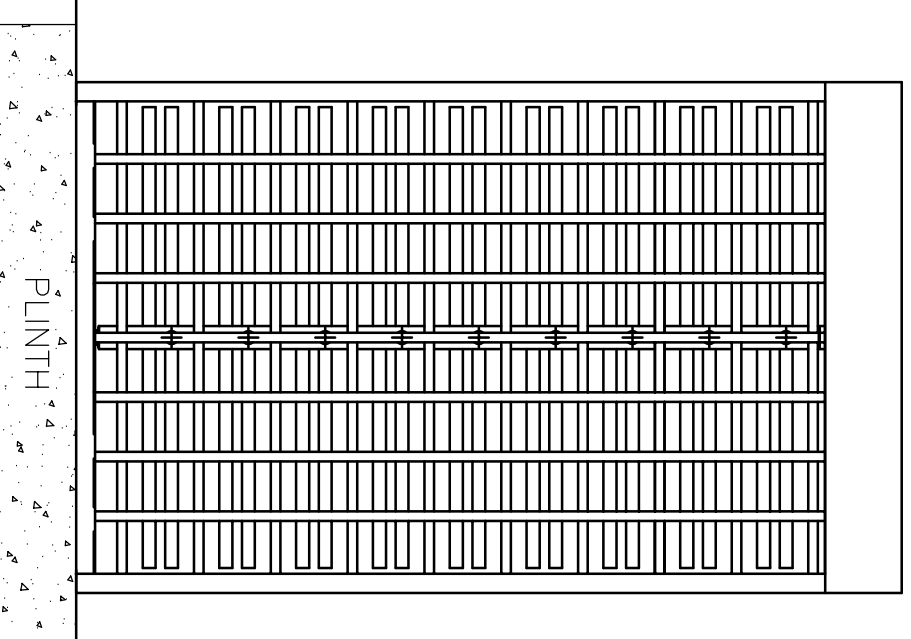
PLAN VIEW
 (OMITTING CANOPY FOR CLARITY)



FRONT ELEVATION



SIDE ELEVATION



PROTECTIVE FINISH

TOLERANCES FOR DIMENSIONS

DIMS. SHOWN THUS 1 ±0.4
 DIMS. SHOWN THUS 10 ±0.15
 DIMS. SHOWN THUS 100 ±0.05
 UNLESS OTHERWISE STATED

MATERIAL

STORES REF.

TITLE

Clarke Instruments Ltd.

SALES ILLUSTRATION OF
 THE 'SARUM' DOUBLE TURNSTILE
 (90° WITH STRAIGHT BARS)

DRG.No.

491C-203

A3

ISSUE	DATE	CHANGE NOTE	ISSUE	DATE	CHANGE NOTE
B	6-2-98	-			
DRAWN	CJV	CHECKED	CERTD.	SCALE	1:20

ALL DIMENSIONS IN MILLIMETRES

CLARKE INSTRUMENTS LIMITED
 RESERVE THE RIGHT TO MODIFY
 THE DESIGN WITHOUT NOTICE