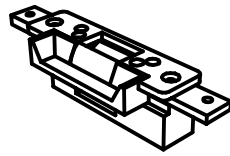
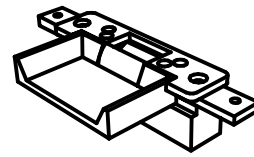


960 1/F/S

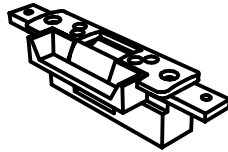
TYPE No 960	SOLENOID & SENSING		FACE PLATE		LEAD-IN	
	1	12V DC 300mA FAIL LOCKED WITHOUT LATCH SENSING	F	SHORT FLAT PLATE FOR METAL FRAME C/W MOUNTING BRACKETS	S	SHORT LEAD-IN
	2	12V DC 300mA FAIL LOCKED WITH LATCH SENSING	C	SHORT CURVED PLATE FOR METAL FRAME C/W MOUNTING BRACKETS	L	LONG LEAD-IN
	3	12V DC 300mA FAIL OPEN WITHOUT LATCH SENSING	W	LONG FLAT PLATE FOR WOODEN FRAMES		
4	12V DC 300mA FAIL OPEN WITH LATCH SENSING					



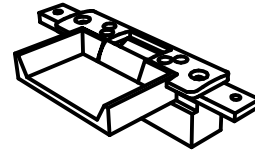
960..F/S



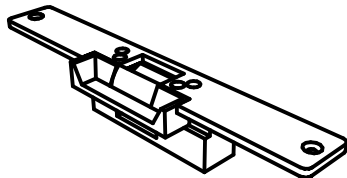
960..F/L



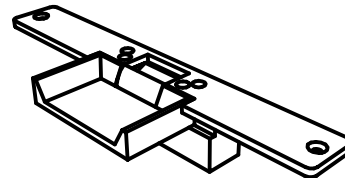
960..C/S



960..C/L



960..W/S



960..W/L

						MATERIAL
						-
						STORES REF. -
						PROTECTIVE FINISH
						-
-	-	-				TOLERANCES FOR DIMENSIONS
A	09.06.04	-				DIMS. SHOWN THUS >449 ±1
ISSUE	DATE	CHANGE NOTE	ISSUE	DATE	CHANGE NOTE	DIMS. SHOWN THUS 1. ±0.4
DRAWN	MKEADY	CHECKED	CERTD.		SCALE	DIMS. SHOWN THUS 1.0 ±0.15
Clarke Instruments Ltd.						DIMS. SHOWN THUS 100 ±0.05
TITLE						UNLESS OTHERWISE STATED
FACE PLATES						ALL DIMENSIONS IN MILLIMETRES
						DRG.No.
						960-201
						A4